

# CLACKAMAS RIVER WATER RATES, FEES, AND CHARGES



*Clackamas River Water*

effective: July 1, 2017  
(unless otherwise noted)

## **CLACKAMAS RIVER WATER RATES, FEES, AND CHARGES**

This Rates, Fees, and Charges document consolidates all District rates, fees, and charges, adopted by Ordinance for the various services provided by the District. This document will be updated annually and will reflect all fee adjustments approved by the Commission during the year.

### Fee Variance and Waiver Statement

---

Based upon an unusual circumstance or event, demonstrated hardship, or public benefit, the General Manager is authorized to waive or decrease a fee(s) or charge(s) in a particular matter or establish a fee not yet authorized in this document. When a new fee is established by the General Manager it may be incorporated into the Ordinance. It shall be communicated to the Commission in writing to allow opportunity for comment.

Any request for a waiver or reduction must be in writing.

### Water Rates

---

The billing cycle for water customers in Cycle 1, 2 and 3 shall be for a two-month period billed at the end of the even months (February, April, June, August, October, and December), due and payable on the 15th of the odd months (January, March, May, July, September, and November), and delinquent on the 25th of that month.

The billing cycle for water customers in Cycle 4 (commercial & industrial accounts, North of river) shall be for a two-month period billed at the end of the odd months (January, March, May, July, September and November), due and payable on the 15th of the even months (February, April, June, August, October and December) and delinquent on the 25th of that month.

Cycle 1 and 2, in general, are residential customers North of the Clackamas River. Cycle 3 are customers South of the Clackamas River. Cycle 4, in general, are commercial or industrial customers North of the Clackamas River.

A late charge of \$5 or 5% of balances greater than \$100 will be assessed after the 25th of the month due. The late fee becomes part of the total user charge due for the water utility.

Unpaid accounts on the 6th of the following month may be subject to shut-off and will be assessed additional fees of \$40.

Deposit: A \$40 deposit may be charged for accounts on the shut off list, with an additional \$10 charged for each subsequent delinquency up to a maximum of \$300 for residential customers and up to a maximum of \$400 for commercial customers. Accounts with property in foreclosure may be charged a higher initial deposit at the Districts discretion.

# Clackamas River Water

## Water rate, Connection, and System Development Charges

Water Effective Date: 5/1/2017

SDC Effective Date: 7/1/2017

### Bi-Monthly Service Charges for All Direct Service Customers

Meter Sizes (Inches)	Domestic Service Charges	Fire Service Charges	Connection Fee Pre-Run/Install		SDC Reimbursement	SDC Improvement	Total SDC Charges
<b>full 3/4</b>	<b>\$ 47.05</b>	<b>\$ 49.25</b>	<b>\$ 500</b>	<b>TMO</b>	\$ 2,158	\$ 2,677	\$ 4,835
1	64.73	49.25	600	<b>TMO</b>	\$ 3,596	\$ 4,464	\$ 8,060
1 1/2	92.50	58.91	a		\$ 7,191	\$ 8,927	\$ 16,118
2	124.26	70.18		\$ 11,506	\$ 14,283	\$ 25,789	
3	199.45	99.78					
4	306.83	159.01					
6	575.06	277.48					
8	1,299.73	396.25					
10	2,044.70	633.48					
12	2,470.39	781.57					

Res 18-2014

5/1/2017

Ord 01-2017

7/1/2017

Ord 01-2017

7/1/2017

- a Calculated to cover time, materials and overhead. Pre-run refers to service lines installed by developer during subdivision construction.
- b Calculated based upon anticipated water demand as compared to equivalent residential units (3/4"). The amounts shown for 1 1/2 & 2" are minimum charges.

### Commodity Charge for Direct Service Customers per 100 Cubic Feet

#### Single Family Dwelling (3/4 or 1")

	Volume	Rate
Block 1	1 - 4	\$ 2.01
Block 2	5 - 8	2.23
Block 3	9 - 24	2.65
Block 4	25 & up	3.38
Leak Relief	As Approved	1.50

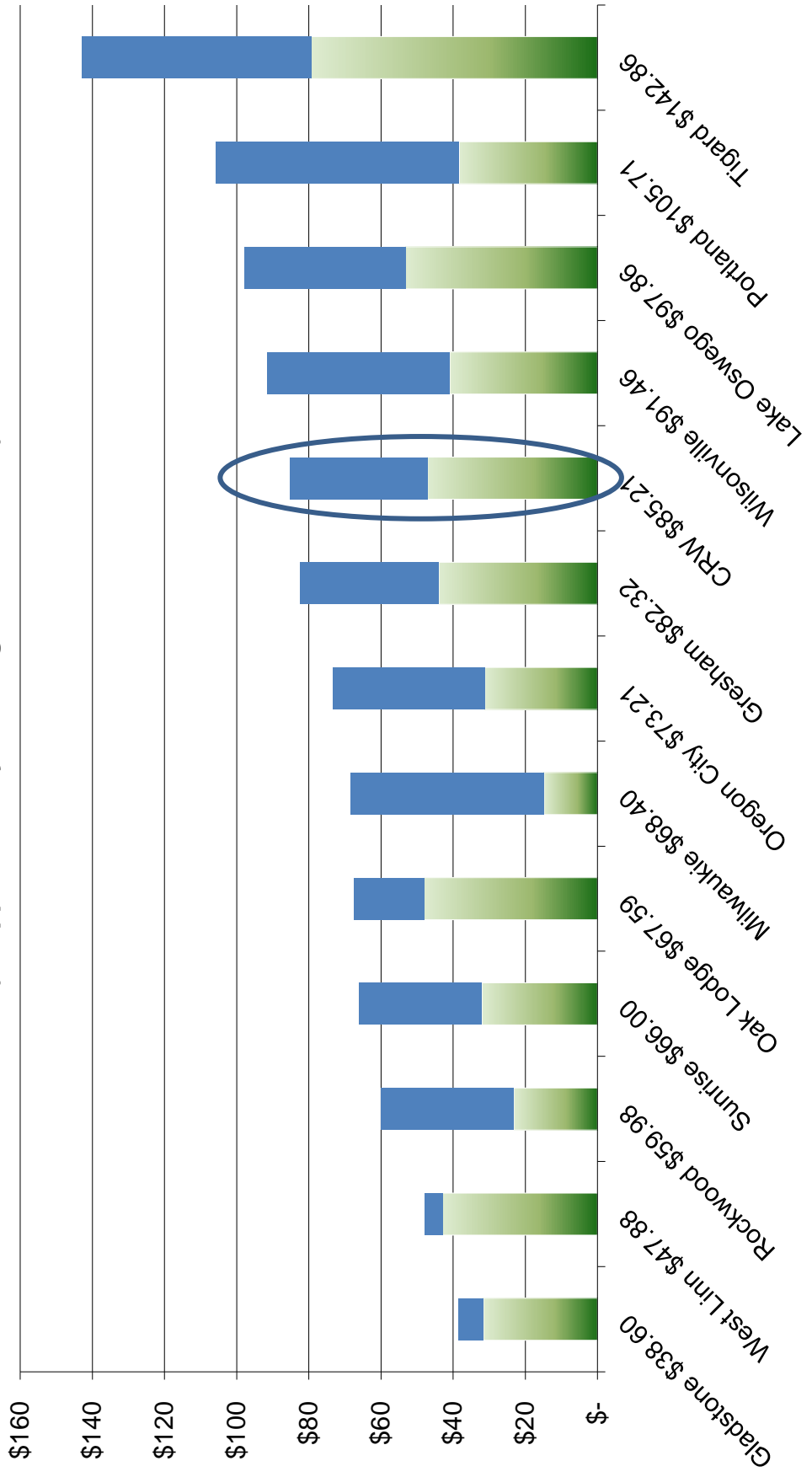
#### Multi-Family, Commercial & Industrial (all sizes)

	Volume	Rate
Block 1	c	\$ 2.46
Block 2	d	3.08

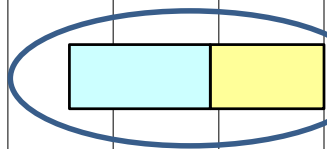
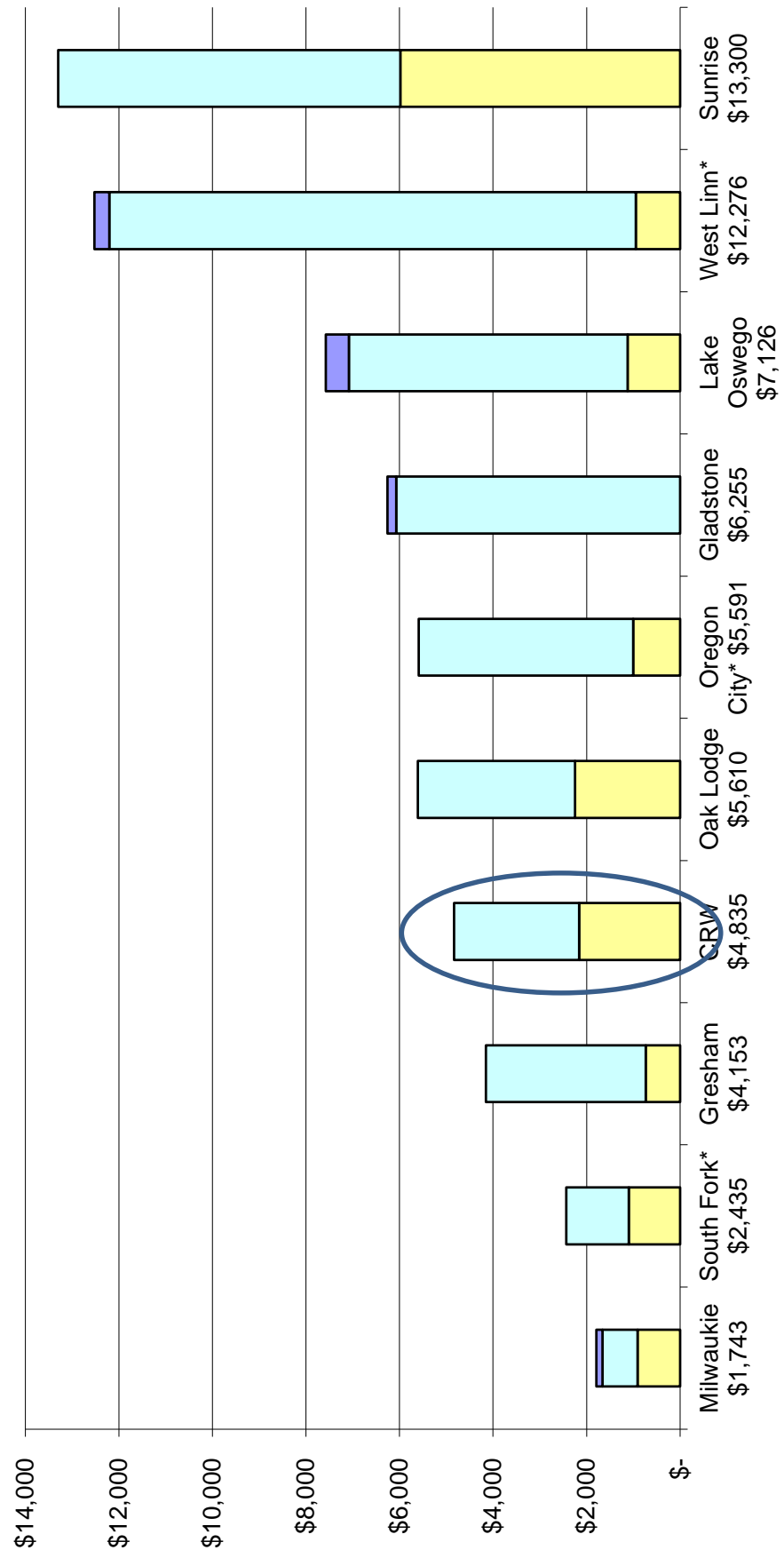
- c Volume up to 1.5 times average winter consumption
- d Volume above 1.5 times average winter consumption

Average Winter Consumption: Total consumption (volume) recorded on a customer's December and February bills, divided by two.

**Green is Base Amount (meter charge) and Blue is Consumption at 16 hundred cubic feet  
(or approximately 12,000 gallons of water)**



### Comparison of Neighboring Districts Water SDC Charges



**Clackamas River Water**  
System Development Charge Calculation Table  
**Effective July 1, 2017**  
**ENR Factor 1.599845**

Resolution 7-98 (1)

Updated (2)

Meter Size (Inches)	Weighting Factor	SDC Reimbursement	SDC Improvement	Total SDC Charges	SDC Reimbursement	SDC Improvement	Total SDC Charges
5/8 x 3/4	1.0	\$ 899	\$ 1,116	\$ 2,015	\$ 1,439	\$ 1,784	\$ 3,223
<b>Full 3/4</b>	<b>1.5</b>	<b>1,349</b>	<b>1,674</b>	<b>3,023</b>	<b>2,158</b>	<b>2,677</b>	<b>4,835</b>
1	2.5	2,248	2,790	5,038	3,596	4,464	8,060
1.5 (3)	5.0	4,495	5,580	10,075	7,191	8,927	16,118
2 (3)	8.0	7,192	8,928	16,120	11,506	14,283	25,789
3	N/A						
4	N/A						
6	N/A		a			a	
8	N/A						
10	N/A						
12	N/A						

Resolution 7-98 (1)

Updated (2)

Peak Day SDC/ERU	\$ 899	\$ 663	\$ 1,562	\$ 1,439	\$ 1,061	\$ 2,500
Storage SDC/ERU		453	453		724	724
	899	1,116	2,015	1,439	1,785	3,224

- 1 Originating resolution establishing methodology. Amounts shown are the originals from December, 1977.
- 2 SDCs calculated on most recent Engineering News Record Construction Cost Index for Seattle.
- 3 Resolution 7-2000 established MINIMUM for 1 1/2" and 2" meters when customer requires meter larger than average and peak daily flows necessitate.

**a** Calculated based upon anticipated water demand as compared to equivalent residential units (5/8x3/4").

ENR CCI Calculation:

Seattle WA

		Index	Factor
December	1997	6639.85	1.000000
January	1998	6957.81	1.047887
February	1999	7137.17	1.074899
March	2000	7368.25	1.109701
April	2001	7335.24	1.104730
November	2002	7561.98	1.138878
*March	2006	8448.93	1.273000
May	2007	8655.83	1.303618
April	2008	8626.47	1.299197
May	2009	8713.49	1.312302
March	2010	8647.1	1.302304
April	2010	8665.46	1.305069
December	2010	8710.74	1.311888
December	2011	9059.55	1.364421
December	2012	9412.52	1.417580
December	2013	10142.65	1.527542
December	2014	10384.58	1.563978
December	2015	10398.13	1.566019

**CLACKAMAS RIVER WATER**

## Miscellaneous Fees and Charges

Date Effective 7/1/17

**Domestic Service Installation:**

Developer Installed Pre-run 3/4"	\$500
Developer Installed Pre-run 1"	\$600
Full install (Deposit Required)	TMO
Relocate Service	TMO
Upgrade Service	TMO and SDC's

**Engineering Service:**

Fire Hydrant	TMO
Fire Service	TMO
Relocate Fire Hydrant	TMO
Specification (CRW projects)	TMO
Plan Check/Inspection (4.6% deposit required)	TMO

Meter Test (If results are within AWWA standards)	TMO
---	-----

Water Quality Test	TMO
--------------------	-----

**Bacterial Test:**

Other water provider	Per IGA / MOU
Other requests	\$30

**Public Records:**

Minimum Charge for Labor	\$25.00
Copies (per page)	\$0.10
Electronic Records CD or DVD readily available	\$10
Other Requested Services	TMO
Document Charges	TMO
Annual Financial Report (CAFR)	\$10
Budget Document	\$15

Waivers, reductions, exemptions	must be written request
Per General Manager discretion	

**Cross Connection**

Late compliance test reporting	\$20
Disconnect penalty	\$100
Non-compliance penalty	up to \$500/day

**CLACKAMAS RIVER WATER**

## Miscellaneous Fees and Charges

Date Effective 7/1/17

**Utility billing**

Penalty Fee	\$5 or 5% of balance in excess of \$100
Disconnect Fee	\$40
NSF Fee	\$35
After Hours (Non-emergency) Call Out	\$100 minimum
Removing, Obstructing Access, or Tampering / Interfering with the Meter or Distribution System: (meter, fire hydrant, manhole, property, equipment, or appliance making up the distribution system)	
Broken/Tampered Lock	\$200
Removing, Obstructing Access, or Tampering with the Meter or Distribution System:	TMO
Deposit for Delinquent Account:	
Residential	\$300/ maximum
Commercial	\$400/ maximum

**Right-of-Way Usage Fee:**

City of Oregon City	0.25/2-month billing period
Resolution No. 13-26 11/15/2013 www.orcity.org	
City of Happy Valley	0.07/2-month billing period
Resolution No.16-13 7/1/2016 www.happyvalleyor.gov	

**Fire Hydrant Use - Unauthorized:**

<b>Unauthorized Fire Hydrant &amp; Other</b>	
Equipment Use	\$600
Non-approved Tank/Truck Use	\$1,000
Use of Water without a Permit	\$600

**Fire Hydrant Use - Authorized:**

<b>Fire Hydrant Water Usage Permit:</b>	
Permit Fee (1 day)	\$100
Permit Fee (up to 4 months) annual	\$65
Permit Renewal Fee (up to 4 months)	-
2 renewals maximum	\$25
Security/Damage Deposit	\$1,200
Meter Fee (annual)	\$100
Usage (Reporting Required, \$15 monthly minimum)	Commercial Block 2 rate, \$15 monthly minimum billing
Non-Reporting Penalty	\$ 50/Month
Late Exchange Fee (Hydrant meter)	\$ 150/Month

**Other Fees & Charges:**

Damaged Service/Property	TMO
Research	TMO



# CLACKAMAS RIVER WATER

## Equipment and Vehicle Rental Rates

Effective Date: July 1, 2016

	Vintage	Equipment/Vehicle Number	Current Hourly Rate
<b>Trailer</b>			
Trailmax 16FT Vehicle Hauler	2001	300	\$ 10.00
Trailmax 20 ton-Trailer	2001	400	\$ 15.00
Trailmax 20 ton-Trailer	1992	201	\$ 15.00
Eagerbeaver Shoring Trailer	1991	202	\$ 35.00
Port-A-Potty Trailer #1	1999	205	\$10.00 / Day
Port-A-Potty Trailer #2	1999	206	\$10.00 / Day
<b>Generator</b>			
Multi-quip Generator and Trailer	1989	927	\$ 15.00
Onan Diesel Generator 250KW	1994	931	\$ 15.00
Miller Generator/Welder	1990	933	\$ 15.00
Onan Diesel Generator 250KW	1998	934	\$ 15.00
<b>Miscellaneous Tools</b>			
Grimmer Schmidt Air Compressor	1991	100	\$ 25.00
Grimmer Schmidt Air Compressor	1997	106	\$ 25.00
Target Concrete Saw	1991	120	\$ 50.00
New Holland, Tool Handler	2000	550	\$ 40.00
Ford Backhoe E-555	1997	701	\$ 40.00
Yanmar Excavator - Mini/Attachments	2006	07-E1000	\$ 50.00
Sweeper Broom LH-6	1990	820	\$ 50.00
Speed Shoring Shield Box 8 X 8	1994	950	\$ 20.00
Speed Shoring Shield Box 8 X 8	1992	951	\$ 20.00
Esco Hydro Hammer (attachment)	1996	960	No Charge
Power Mole Pushing Maching and Trailer	1999	975	\$ 20.00
Vac-Tron Valve Box Cleaner	2000	1270	\$ 35.00
<b>Dump Truck</b>			
10 YD. Auto Car	1986	2000	\$ 55.00
5 YD. Ford L-8000	1990	2100	\$ 50.00
5 YD. GMC.	1994	2200	\$ 50.00
12-14 YD. Freightliner	1996	2300	\$ 65.00
<b>Van</b>			
Toyota Sienna	2000	3305	\$ 20.00

# CLACKAMAS RIVER WATER

Equipment and Vehicle Rental Rates

Effective Date: July 1, 2016

	Vintage	Equipment/Vehicle Number	Current Hourly Rate
<b>Pickup</b>			
Toyota T-100 4 X 4	1998	3400 \$	20.00
Ford F-250 4 X 4 W/ Canopy	1999	3500 \$	25.00
Toyota Tundra 2-Wheel	2000	3502 \$	20.00
Ford F-250HD Club 2-Wheel	1996	3591 \$	25.00
Toyota Tacoma 4X4	2006	07-200 \$	25.00
Toyota Tacoma 4X4	2015	15-100 \$	25.00
Toyota Tacoma 4X4	2015	15-200 \$	25.00
Toyota Tacoma 4X4	2015	15-300 \$	25.00
Toyota Tacoma 4X4	2015	15-400 \$	25.00
Toyota Tacoma 4X4	2015	15-500 \$	25.00
<b>Service Truck</b>			
Ford F-350 4-Wheel/Clubcab	2007	07-1000 \$	35.00
Ford F-350 Club cab	2000	4201 \$	35.00
Ford F-350	1995	4300 \$	35.00
Ford F-350 Club cab	2002	4405 \$	35.00
Freightliner M2 106	2016	15-600 \$	50.00
<b>Automoblies</b>			
Toyota Prius 4-Door	2002	3310 \$	15.00
Ford Explorer	2015	15-700 \$	15.00
<b>Emergency Preparedness</b>			
Plunge Saw w/ Pump and Accessories	2013	Emergency	TMO
		Non-Emergency	TMO
Plunge Saw and Accessories	2013	Emergency	TMO
		Non-Emergency	TMO
Emergency Water Purification System	2013	Emergency	TMO
		Non-Emergency	TMO
Overland Pipe System	2014	Emergency	TMO
		Non-Emergency	TMO
Treatment Trailer	2014	Emergency	TMO
		Non-Emergency	TMO

## **CLACKAMAS RIVER WATER**

AWWA - American Water Works Association

CCI - Construction Cost Index

ENR - Engineering News Records

ERU - Equivalent Residential Unit

Minimum charge for non-emergency after hours calls - \$100

NSF - Non-sufficient funds

SDC - System Development Charges

TMO - Time, Materials and Overhead

Time - Labor charged at employee rate - straight time if during regular business hours and time and a half if after hours.

Materials are charged at actual expense.

Overhead is 39.8% of labor charged.

Example:

Senior Waterworks Mechanic	\$ 55.65	hourly rate
	\$ 83.48	overtime rate
	39.8%	overhead rate
Straight time plus overhead	\$ 77.80	
After hours rate plus overhead	\$ 116.71	

Clackamas River Water  
Direct Retail Water Rate  
Effective May 1, 2018

<b>Bi-Monthly Service Charges for All Direct Service Customers</b>		
<b>Meter Size (Inches)</b>	<b>Domestic Service Charge</b>	<b>Fire Service Charge</b>
Full 3/4	\$49.76	\$52.08
1	\$68.46	\$52.08
1 1/2	\$97.82	\$62.30
2	\$131.41	\$74.22
3	\$210.92	\$105.51
4	\$324.47	\$168.15
6	\$608.12	\$293.44
8	\$1,374.47	\$419.03
10	\$2,162.27	\$669.90
12	\$2,612.44	\$826.51

<b>Commodity Charge for Direct Service Customers Per 100 Cubic Feet Single Family Dwelling (3/4 or 1"):</b>		
	<b>Volume</b>	<b>Rate</b>
Block 1	1 - 4	\$2.12
Block 2	5 - 8	\$2.36
Block 3	9 - 24	\$2.81
Block 4	25 & up	\$3.58
<b>Multi-family, Commercial &amp; Industrial (all sizes &amp; billings):</b>		
	<b>Volume</b>	<b>Rate</b>
Block 1	<b>c</b>	\$2.61
Block 2	<b>d</b>	\$3.25
<b>c</b>	Volume up to 1.5 times average winter consumption.	
<b>d</b>	Volume above 1.5 times average winter consumption.	
Average Winter Consumption: Total consumption (volume) recorded on a customer's December and February bills, divided by two for bi-monthly billing.		

Clackamas River Water  
Direct Retail Water Rate  
Effective May 1, 2019

<b>Bi-Monthly Service Charges for All Direct Service Customers</b>		
<b>Meter Size (Inches)</b>	<b>Domestic Service Charge</b>	<b>Fire Service Charge</b>
Full 3/4	\$52.62	\$55.07
1	\$72.39	\$55.07
1 1/2	\$103.45	\$65.88
2	\$138.97	\$78.49
3	\$223.05	\$111.58
4	\$343.13	\$177.82
6	\$643.09	\$310.31
8	\$1,453.50	\$443.12
10	\$2,286.60	\$708.42
12	\$2,762.65	\$874.03

<b>Commodity Charge for Direct Service Customers Per 100 Cubic Feet Single Family Dwelling (3/4 or 1"):</b>		
	<b>Volume</b>	<b>Rate</b>
Block 1	1 - 4	\$2.25
Block 2	5 - 8	\$2.50
Block 3	9 - 24	\$2.97
Block 4	25 & up	\$3.78
<b>Multi-family, Commercial &amp; Industrial (all sizes &amp; billings):</b>		
	<b>Volume</b>	<b>Rate</b>
Block 1	<b>c</b>	\$2.76
Block 2	<b>d</b>	\$3.44
<b>c</b>	Volume up to 1.5 times average winter consumption.	
<b>d</b>	Volume above 1.5 times average winter consumption.	
Average Winter Consumption: Total consumption (volume) recorded on a customer's December and February bills, divided by two for bi-monthly billing.		

Clackamas River Water  
Direct Retail Water Rate  
Effective May 1, 2020

<b>Bi-Monthly Service Charges for All Direct Service Customers</b>		
<b>Meter Size (Inches)</b>	<b>Domestic Service Charge</b>	<b>Fire Service Charge</b>
Full 3/4	\$55.51	\$58.10
1	76..70	\$58.10
1 1/2	\$109.13	\$69.51
2	\$146.61	\$82.80
3	\$235.52	\$117.72
4	\$362.00	\$187.60
6	\$678.46	\$327.37
8	\$1,533.44	\$467.50
10	\$2,412.37	\$747.39
12	\$2,914.60	\$922.14

<b>Commodity Charge for Direct Service Customers Per 100 Cubic Feet Single Family Dwelling (3/4 or 1"):</b>		
	<b>Volume</b>	<b>Rate</b>
Block 1	1 - 4	\$2.37
Block 2	5 - 8	\$2.63
Block 3	9 - 24	\$3.13
Block 4	25 & up	\$3.99
<b>Multi-family, Commercial &amp; Industrial (all sizes &amp; billings):</b>		
	<b>Volume</b>	<b>Rate</b>
Block 1	<b>c</b>	\$2.91
Block 2	<b>d</b>	\$3.63
<b>c</b>	Volume up to 1.5 times average winter consumption.	
<b>d</b>	Volume above 1.5 times average winter consumption.	
Average Winter Consumption: Total consumption (volume) recorded on a customer's December and February bills, divided by two for bi-monthly billing.		

Clackamas River Water  
Direct Retail Water Rate  
Effective May 1, 2021

<b>Bi-Monthly Service Charges for All Direct Service Customers</b>		
<b>Meter Size (Inches)</b>	<b>Domestic Service Charge</b>	<b>Fire Service Charge</b>
Full 3/4	\$57.18	\$59.85
1	\$78.67	\$59.85
1 1/2	\$112.41	\$71.59
2	\$115.01	\$85.29
3	\$242.38	\$121.25
4	\$372.86	\$193.23
6	\$698.82	\$337.20
8	\$1,579.44	\$481.52
10	\$2,484.74	\$769.81
12	\$3,002.04	\$949.76

<b>Commodity Charge for Direct Service Customers Per 100 Cubic Feet Single Family Dwelling (3/4 or 1"):</b>		
	<b>Volume</b>	<b>Rate</b>
Block 1	1 - 4	\$2.44
Block 2	5 - 8	\$2.71
Block 3	9 - 24	\$3.23
Block 4	25 & up	\$4.11
<b>Multi-family, Commercial &amp; Industrial (all sizes &amp; billings):</b>		
	<b>Volume</b>	<b>Rate</b>
Block 1	<b>c</b>	\$2.99
Block 2	<b>d</b>	\$3.74
<b>c</b>	Volume up to 1.5 times average winter consumption.	
<b>d</b>	Volume above 1.5 times average winter consumption.	
Average Winter Consumption: Total consumption (volume) recorded on a customer's December and February bills, divided by two for bi-monthly billing.		